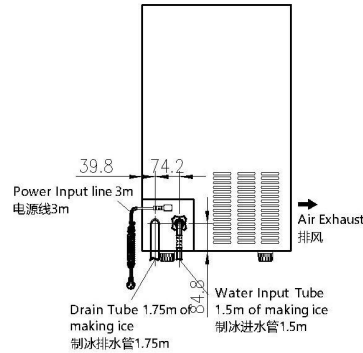
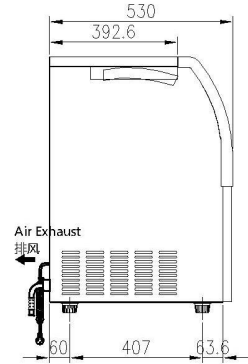
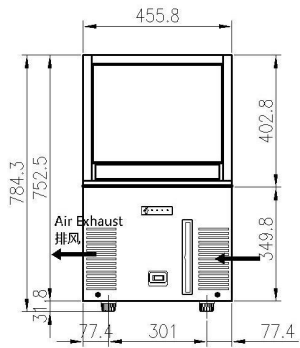


使用说明:

- A)、请按照说明书, 正确安装、摆放设备连接供水、排水管。在安装现场预留10mm的额外空间, 以满足安装要求。(风冷设备, 需要更多的空间, 以满足空气流通和热量排出)。
- B)、冰的产出取决于环境温度 and 水的温度。
- C)、可选配3cm、6cm、10cm、15cm高底脚。

Using instruction:

- A)、Please follow the instructions, properly install and place the equipment connect the water supply pipe, drain pipe, and reserve additional space 10mm at the installation site to meet the installation requirements. (Air cooling equipment needs more space to meet the air flow and heat discharge.
- B)、The production of ice depends on the ambient temperature and the temperature of the water.
- C)、Optional 6cm 10cm 15cm adjustable feet.



| | |
|--|--|
| Item 名称 | Commercial Ice Maker 商用制冰机 |
| Model 型号 | AC-55 |
| 使用环境 Using range | Air temp 环温: 1-43°C Water pressure 水压: 0.5-8bar |
| Voltage 电源 | 220v/±10% 50Hz |
| Power 额定功率 | 260w |
| Capacity 制冰能力 | 25kg/24h |
| | Air temp 环温20°C, Water temp 水温15°C |
| | 20kg/24h |
| | Air temp 环温20°C, Water temp 水温15°C |
| Ice Type 冰形 | Cube 方冰 |
| Ice Size 冰块尺寸 | 23*23*23 |
| Storage 储冰量 | 8kg |
| Work Water Consumption 制冰耗水量 | / |
| Condensing Water Consumption 冷凝耗水量 | / |
| Outside Material 外壳钣金材料 | 304ss |
| Ice Bin Material 储冰筒材料 | PE |
| Insulation Material 保温材料 | Cyclopentane 环戊烷 |
| Ice Falling Mode 落冰方式 | Heat Pump + Flow 热泵 + 流水 |
| Water Feeding 进水方式 | 4Inch (R1/2) direct feeding water 4分R1/2直接供水 |
| Drainage Mode 排水方式 | AD25Inch Drain-pipe With Cleaning AD25排水管, 带清洗 |
| Power Connection Mode 电源连接方式 | Power Cord Direct Connection 电源线直连 |
| Water Supply Connection Mode 供水连接方式 | AD4 Inch Water pipe, R1/2 Threaded Valve 4分 (R1/2) 螺纹连接 |
| Drainage Connection Mode 排水连接方式 | Nature Flow 排水管, 自然流出 |
| Compressor Type 压缩机类型 | Enclosed Unit 全封闭式压缩机 |
| Condensing System 冷凝器型式 | Forced air cooling 强制风冷 |
| Refrigerant Throttle 制冷剂节流方式 | Capillary tube 毛细管 |
| Refrigerant Type/weight 制冷剂类型/重量 | R404a/210g |
| Ice Making Control 制冰控制系统 | PC Board Control 主板控制 |
| Defrosting Control System Mode 掉冰/除霜控制方式 | Mechanical Switch + Delay Switch 机械开关 + 延时控制 |
| Ice-Filled Control Mode 冰满控制方式 | magnetic switch 磁性开关 |
| Water Level Control Method 水位控制方式 | Water float 机械浮球 |
| Electrical Protection 电器保护方式 | 6.3a Fuse Wire 6.3A 保险丝 |
| Compressor Protection Mode 压缩机保护方式 | High voltage protection/2.8mpa 高压保护 |
| Dimension 外形尺寸: | 430*530*710 (without adjustable leg) 不含底脚 |
| Packing size 包装尺寸: | 500*600*800 |
| N.W/GW 净重/毛重: | / |
| Spare Parts With Machine 随机附件 | Ice Shovel, Inlet Pipe, Drain Pipe 冰铲、进水管、排水管 |

Approved by European Ce and Cb.
本产品已通过CE, CB认证。

| | | | | | | | | | |
|------------------------------|--------------|-------|------------------|----|---|---|---------------------|-------------------|-----|
| HISAKAGE [®] | 方形冰 Cube ice | AC-55 | View Orientation | 视图 | 俯 | T | Revise Date 修订日期 | Make Date 制图日期 | REV |
| | | | | 方向 | 正 | 后 | | | |

Remark : Product update and modify, there are different between original product and picture, pictures only for reference, the right of final interpretation belong to Hisakage.
备注: 产品改造升级, 实物与原图有差异, 图片仅供参考, 久景为最终解释权。